

2022 PONTOTOC COUNTY ASSESSOR'S OFFICE REPORT TO THE EXCISE BOARD

07/26/2022

City/Village

| DISTRICT | DESCRIPTION | PERSONAL PROPERTY | REAL PROPERTY | PUBLIC SERVICE | TOTAL VALUATION | HOMESTEAD EXEMPTIONS | OTHER EXEMPTIONS | NET VALUATION |
|-------------------------------------|-------------|----------------------|--------------------|------------------|--------------------|-------------------------|---------------------|--------------------|
| T01 | Ada | 15,071,235 | 105,285,826 | 5,197,603 | 125,554,664 | 2,136,423 | 831,689 | 122,586,552 |
| T02 | Allen | 200,999 | 2,062,976 | 261,189 | 2,525,164 | 135,888 | 61,461 | 2,327,815 |
| T03 | Byng | 185,093 | 3,310,109 | 377,119 | 3,872,321 | 161,000 | 136,641 | 3,574,680 |
| T04 | Fitzhugh | 64,893 | 980,685 | 18,431 | 1,064,009 | 52,000 | 38,620 | 973,389 |
| T05 | Francis | 163,147 | 718,168 | 275,620 | 1,156,935 | 68,957 | 13,951 | 1,074,027 |
| T06 | Roff | 504,472 | 1,980,072 | 778,027 | 3,262,571 | 136,559 | 19,505 | 3,106,507 |
| T07 | Stonewall | 129,856 | 887,661 | 500,205 | 1,517,722 | 83,319 | 18,055 | 1,416,348 |
| CITY/VILLAGE TOTAL VALUATION | | 16,319,695 | 115,225,497 | 7,408,194 | 138,953,386 | 2,774,146 | 1,119,922 | 135,059,318 |

County

| DISTRICT | DESCRIPTION | PERSONAL PROPERTY | REAL PROPERTY | PUBLIC SERVICE | TOTAL VALUATION | HOMESTEAD EXEMPTIONS | OTHER EXEMPTIONS | NET VALUATION |
|-------------------------------|-------------------------|----------------------|--------------------|-------------------|--------------------|-------------------------|---------------------|--------------------|
| C001 | Pontotoc County General | 66,776,707 | 228,979,915 | 68,091,569 | 363,848,191 | 6,996,038 | 4,130,579 | 352,721,574 |
| COUNTY TOTAL VALUATION | | 66,776,707 | 228,979,915 | 68,091,569 | 363,848,191 | 6,996,038 | 4,130,579 | 352,721,574 |

School

| DISTRICT | DESCRIPTION | PERSONAL PROPERTY | REAL PROPERTY | PUBLIC SERVICE | TOTAL VALUATION | HOMESTEAD EXEMPTIONS | OTHER EXEMPTIONS | NET VALUATION |
|-------------------------------|----------------------|----------------------|--------------------|-------------------|--------------------|-------------------------|---------------------|--------------------|
| I-1 | I-1 Allen | 906,221 | 6,883,710 | 6,712,602 | 14,502,533 | 324,006 | 234,249 | 13,944,278 |
| I-16 | I-16 Byng | 9,180,074 | 53,028,712 | 16,219,382 | 78,428,168 | 1,868,386 | 1,651,220 | 74,908,562 |
| I-19 | I-19 Ada | 21,975,133 | 98,742,693 | 7,923,798 | 128,641,624 | 1,917,904 | 679,338 | 126,044,382 |
| I-24 | I-24 Latta | 17,309,995 | 25,778,673 | 4,872,779 | 47,961,447 | 796,986 | 613,627 | 46,550,834 |
| I-30 | I-30 Stonewall | 2,726,949 | 14,638,282 | 23,551,362 | 40,916,593 | 668,546 | 273,680 | 39,974,367 |
| I-37 | I-37 Roff | 12,968,630 | 8,315,472 | 4,314,911 | 25,599,013 | 348,297 | 92,745 | 25,157,971 |
| I-9 | I-9 Vanoss | 1,504,154 | 20,190,115 | 4,196,504 | 25,890,773 | 1,001,216 | 585,720 | 24,303,837 |
| J-1-112 | J-1-112 Pottawatomie | 97,996 | 284,891 | 49,746 | 432,633 | 5,000 | 0 | 427,633 |
| J-2 | J-2 Stratford | 20,902 | 166,213 | 4,748 | 191,863 | 10,000 | 0 | 181,863 |
| J-2A | J-2A Coal | 86,653 | 951,154 | 245,737 | 1,283,544 | 55,697 | 0 | 1,227,847 |
| SCHOOL TOTAL VALUATION | | 66,776,707 | 228,979,915 | 68,091,569 | 363,848,191 | 6,996,038 | 4,130,579 | 352,721,574 |

2022 PONTOTOC COUNTY ASSESSOR'S OFFICE REPORT TO THE EXCISE BOARD

07/26/2022

| Vo-Tech | | | | | | | | |
|--------------------------------|------------------------|-------------------|--------------------|-------------------|--------------------|----------------------|------------------|--------------------|
| DISTRICT | DESCRIPTION | PERSONAL PROPERTY | REAL PROPERTY | PUBLIC SERVICE | TOTAL VALUATION | HOMESTEAD EXEMPTIONS | OTHER EXEMPTIONS | NET VALUATION |
| VT-1 | VO-TECH PONT -HUGHES | 0 | 0 | 0 | 0 | 0 | 0 | 0 |
| VT-ADA | VO-TECH PONT TECH CNTR | 66,657,809 | 228,528,811 | 68,037,075 | 363,223,695 | 6,981,038 | 4,130,579 | 352,112,078 |
| VT1B | VO-TECH PONT-MURRAY | 0 | 0 | 0 | 0 | 0 | 0 | 0 |
| VT3 | VO-TECH PONT-JOHNSTON | 0 | 0 | 0 | 0 | 0 | 0 | 0 |
| VT4 | VO-TECH GORDON COOPER | 97,996 | 284,891 | 49,746 | 432,633 | 5,000 | 0 | 427,633 |
| VT5 | VO-TECH MID-AMERICA | 20,902 | 166,213 | 4,748 | 191,863 | 10,000 | 0 | 181,863 |
| VT7 | VO-TECH KIAMICHI TECHN | 0 | 0 | 0 | 0 | 0 | 0 | 0 |
| VO-TECH TOTAL VALUATION | | 66,776,707 | 228,979,915 | 68,091,569 | 363,848,191 | 6,996,038 | 4,130,579 | 352,721,574 |

I, JAY OWENS, Assessor of Pontotoc County Oklahoma, do hereby certify that the foregoing is a true and correct statement of valuations for Real Estate, Personal Property, Public Service and Homestead Exemptions as certified by the State Board of Equalization and shown by the records in the County Assessor's office. Subscribed by my name and affixed the seal of the County Assessor's office on this day of 07/26/2022.

State of Oklahoma)
 Pontotoc County) SS

Jay Owens

JAY OWENS
 County Assessor
 Pontotoc County



I, , County Clerk of Pontotoc County Oklahoma, do hereby certify that the above is a true, correct and complete list of the valuations of Pontotoc County Oklahoma as certified by the Pontotoc County Assessor's office.

Jimmy Brown by Deressa Clark

County Clerk
 Pontotoc County

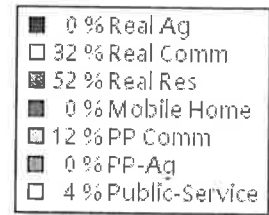
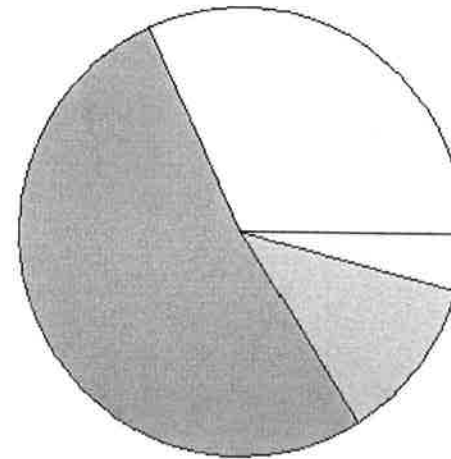


Excise Board:

Caine L. Brarden Elder *Bill D.*

7-29-2022
 Date

| Real | Count | Value |
|-------------------------|--------------|--------------------|
| Agricultural | 38 | 943,062 |
| Commercial | 1,041 | 39,852,204 |
| Residential | 6,578 | 64,490,560 |
| Total Real Value | 7,657 | 105,285,826 |
| Homestead | 1,955 | 2,136,423 |
| Veteran | 67 | 831,689 |
| Other | 0 | 0 |
| Total Exempt | 2,209 | 2,968,112 |



TIF Increment Value

Net Assessed 102,317,714

Net Assessed Under Protest

| | | |
|----------------|-------|------------|
| Senior Freeze | 265 | 840,622 |
| Capped Parcels | 3,279 | 13,485,603 |

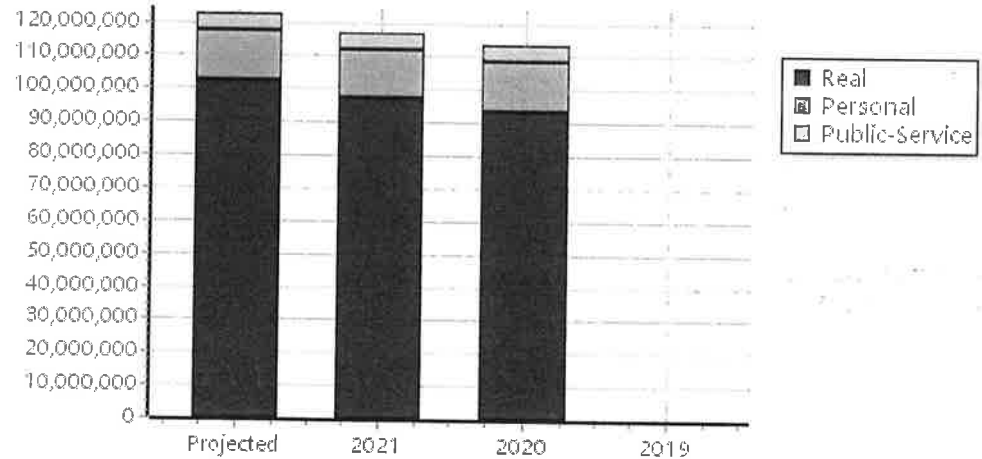
| Personal | Count | Value |
|-----------------------|------------|-------------------|
| Agricultural | 15 | 101,000 |
| Commercial | 896 | 15,349,698 |
| Mobile Home | 15 | 20,548 |
| Total Personal | 926 | 15,471,246 |
| Total Exempt | 3 | 400,011 |

TIF Increment Value

Net Assessed 15,071,235

Net Assessed Under Protest

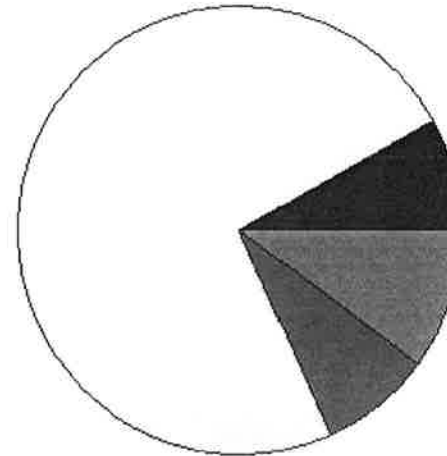
| Public Service | Count | Value |
|----------------------------|-----------|------------------|
| Total PS Value | 39 | 5,197,603 |
| TIF Increment Value | | |
| Net Assessed | | 5,197,603 |



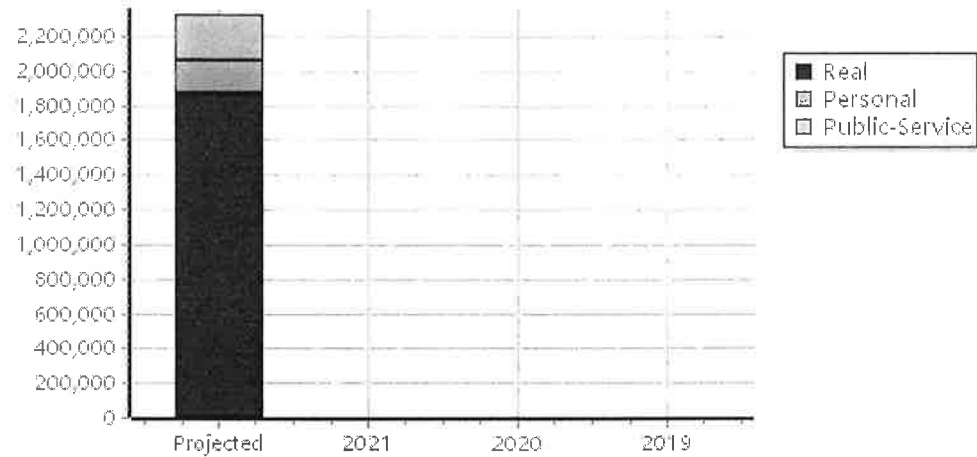
| District Totals | |
|-----------------------------------|--------------------|
| Total Gross Value | 125,954,675 |
| Homestead Loss | 2,136,423 |
| Other Exemption Loss | 1,231,700 |
| TIF Increment Value | |
| Retained TIF Value | |
| Net Assessed Value | 122,586,552 |
| Net Assessed Under Protest | |

* Public Service Protests Values are not included on this report.

| Real | Count | Value |
|-----------------------------------|------------|------------------|
| Agricultural | 0 | 0 |
| Commercial | 52 | 225,585 |
| Residential | 548 | 1,837,391 |
| Total Real Value | 600 | 2,062,976 |
| Homestead | 121 | 135,888 |
| Veteran | 15 | 61,461 |
| Other | 0 | 0 |
| Total Exempt | 152 | 197,349 |
| TIF Increment Value | | |
| Net Assessed | | 1,865,627 |
| Net Assessed Under Protest | | |
| Senior Freeze | 23 | 29,578 |
| Capped Parcels | 274 | 338,104 |



| Personal | Count | Value |
|-----------------------------------|-----------|----------------|
| Agricultural | 5 | 6,284 |
| Commercial | 40 | 186,817 |
| Mobile Home | 8 | 10,298 |
| Total Personal | 53 | 203,399 |
| Total Exempt | 3 | 2,400 |
| TIF Increment Value | | |
| Net Assessed | | 200,999 |
| Net Assessed Under Protest | | |
| Public Service | | |
| Total PS Value | 6 | 261,189 |
| TIF Increment Value | | |
| Net Assessed | | 261,189 |



| District Totals | |
|-----------------------------------|------------------|
| Total Gross Value | 2,527,564 |
| Homestead Loss | 135,888 |
| Other Exemption Loss | 63,861 |
| TIF Increment Value | |
| Retained TIF Value | |
| Net Assessed Value | 2,327,815 |
| Net Assessed Under Protest | |

* Public Service Protests Values are not included on this report.

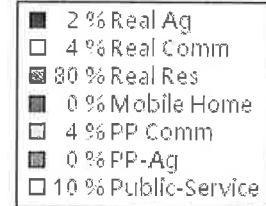
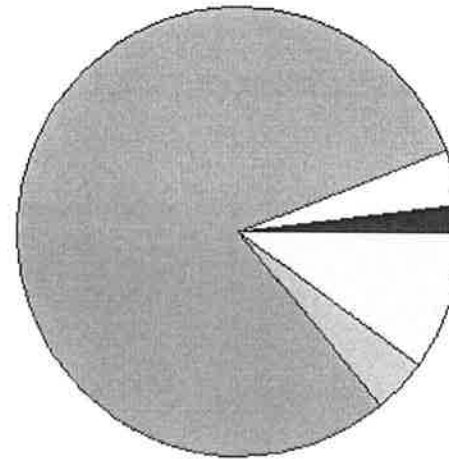
| Real | Count | Value |
|-------------------------|------------|------------------|
| Agricultural | 24 | 76,125 |
| Commercial | 12 | 174,105 |
| Residential | 389 | 3,059,879 |
| Total Real Value | 425 | 3,310,109 |
| Homestead | 151 | 161,000 |
| Veteran | 15 | 136,641 |
| Other | 0 | 0 |
| Total Exempt | 176 | 297,641 |

TIF Increment Value

Net Assessed 3,012,468

Net Assessed Under Protest

| | | |
|----------------|-----|---------|
| Senior Freeze | 20 | 54,711 |
| Capped Parcels | 175 | 468,187 |

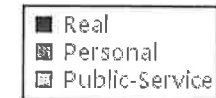
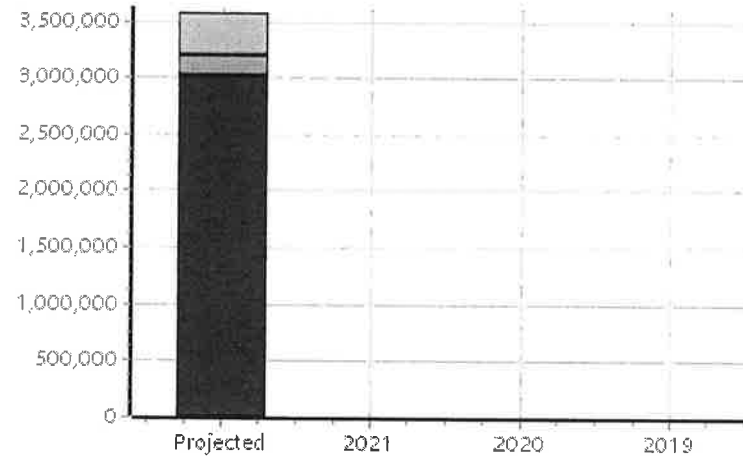


| Personal | Count | Value |
|-----------------------|-----------|----------------|
| Agricultural | 13 | 18,489 |
| Commercial | 35 | 166,131 |
| Mobile Home | 3 | 873 |
| Total Personal | 51 | 185,493 |
| Total Exempt | 2 | 400 |

TIF Increment Value

Net Assessed 185,093

Net Assessed Under Protest



| Public Service | Count | Value |
|-----------------------|----------|----------------|
| Total PS Value | 9 | 377,119 |

TIF Increment Value

Net Assessed 377,119

District Totals

| | |
|----------------------|-----------|
| Total Gross Value | 3,872,721 |
| Homestead Loss | 161,000 |
| Other Exemption Loss | 137,041 |

TIF Increment Value

Retained TIF Value

Net Assessed Value 3,574,680

Net Assessed Under Protest

* Public Service Protests Values are not included on this report.

| Real | Count | Value |
|-------------------------|------------|----------------|
| Agricultural | 49 | 323,011 |
| Commercial | 0 | 0 |
| Residential | 121 | 657,674 |
| Total Real Value | 170 | 980,685 |
| Homestead | 45 | 52,000 |
| Veteran | 3 | 38,620 |
| Other | 0 | 0 |
| Total Exempt | 55 | 90,620 |

TIF Increment Value

Net Assessed 890,065

Net Assessed Under Protest

| | | |
|----------------|----|---------|
| Senior Freeze | 9 | 19,452 |
| Capped Parcels | 61 | 181,733 |

| Personal | Count | Value |
|-----------------------|-----------|---------------|
| Agricultural | 23 | 49,690 |
| Commercial | 3 | 4,932 |
| Mobile Home | 4 | 11,071 |
| Total Personal | 30 | 65,693 |
| Total Exempt | 4 | 800 |

TIF Increment Value

Net Assessed 64,893

Net Assessed Under Protest

| Public Service | Count | Value |
|-----------------------|----------|---------------|
| Total PS Value | 4 | 18,431 |

TIF Increment Value

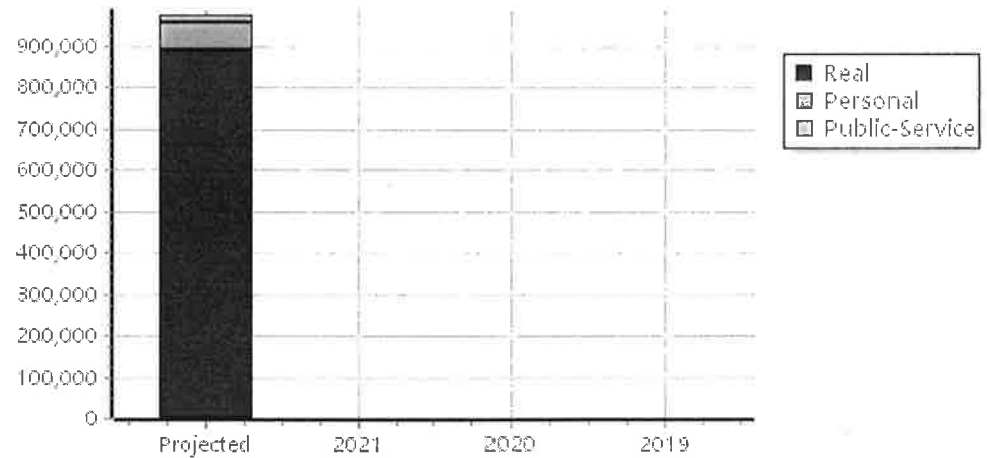
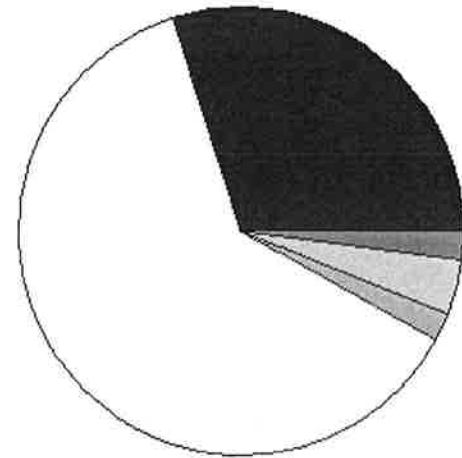
Net Assessed 18,431

District Totals

| | |
|----------------------------|----------------|
| Total Gross Value | 1,064,809 |
| Homestead Loss | 52,000 |
| Other Exemption Loss | 39,420 |
| TIF Increment Value | |
| Retained TIF Value | |
| Net Assessed Value | 973,389 |

Net Assessed Under Protest

* Public Service Protests Values are not included on this report.



| Real | Count | Value |
|-------------------------|------------|----------------|
| Agricultural | 0 | 0 |
| Commercial | 6 | 40,808 |
| Residential | 278 | 677,360 |
| Total Real Value | 284 | 718,168 |
| Homestead | 60 | 68,957 |
| Veteran | 3 | 13,951 |
| Other | 0 | 0 |
| Total Exempt | 73 | 82,908 |

TIF Increment Value

Net Assessed 635,260

Net Assessed Under Protest

| | | |
|----------------|-----|---------|
| Senior Freeze | 12 | 30,820 |
| Capped Parcels | 155 | 160,452 |

| Personal | Count | Value |
|-----------------------|-----------|----------------|
| Agricultural | 4 | 4,783 |
| Commercial | 9 | 144,429 |
| Mobile Home | 6 | 14,135 |
| Total Personal | 19 | 163,347 |
| Total Exempt | 1 | 200 |

TIF Increment Value

Net Assessed 163,147

Net Assessed Under Protest

| Public Service | Count | Value |
|-----------------------|----------|----------------|
| Total PS Value | 6 | 275,620 |

TIF Increment Value

Net Assessed 275,620

District Totals

| | |
|----------------------|-----------|
| Total Gross Value | 1,157,135 |
| Homestead Loss | 68,957 |
| Other Exemption Loss | 14,151 |

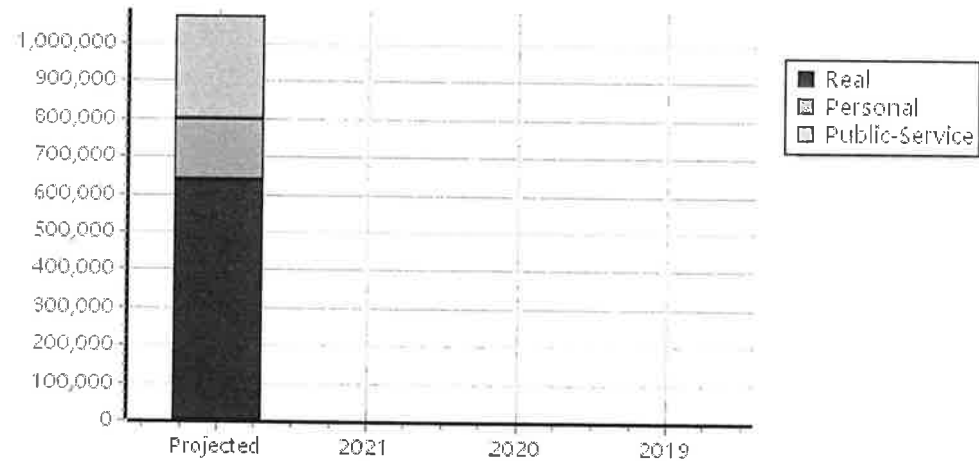
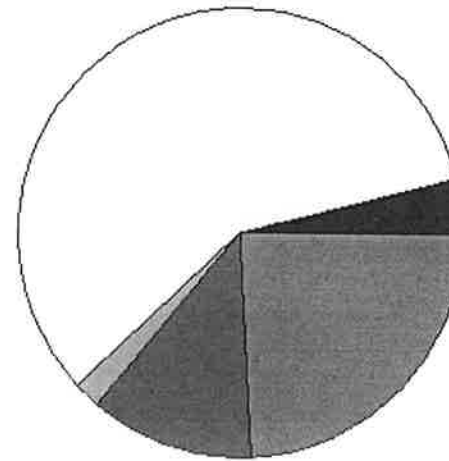
TIF Increment Value

Retained TIF Value

Net Assessed Value 1,074,027

Net Assessed Under Protest

* Public Service Protests Values are not included on this report.



| Real | Count | Value |
|-------------------------|------------|------------------|
| Agricultural | 17 | 1,406 |
| Commercial | 39 | 172,935 |
| Residential | 451 | 1,805,731 |
| Total Real Value | 507 | 1,980,072 |
| Homestead | 130 | 136,559 |
| Veteran | 4 | 19,505 |
| Other | 0 | 0 |
| Total Exempt | 143 | 156,064 |

TIF Increment Value

Net Assessed 1,824,008

Net Assessed Under Protest

| | | |
|----------------|-----|---------|
| Senior Freeze | 13 | 30,632 |
| Capped Parcels | 252 | 453,328 |

| Personal | Count | Value |
|-----------------------|-----------|----------------|
| Agricultural | 2 | 337 |
| Commercial | 37 | 777,622 |
| Mobile Home | 5 | 9,130 |
| Total Personal | 44 | 787,089 |
| Total Exempt | 1 | 282,617 |

TIF Increment Value

Net Assessed 504,472

Net Assessed Under Protest

| Public Service | Count | Value |
|-----------------------|----------|----------------|
| Total PS Value | 6 | 778,027 |

TIF Increment Value

Net Assessed 778,027

District Totals

| | |
|----------------------|-----------|
| Total Gross Value | 3,545,188 |
| Homestead Loss | 136,559 |
| Other Exemption Loss | 302,122 |

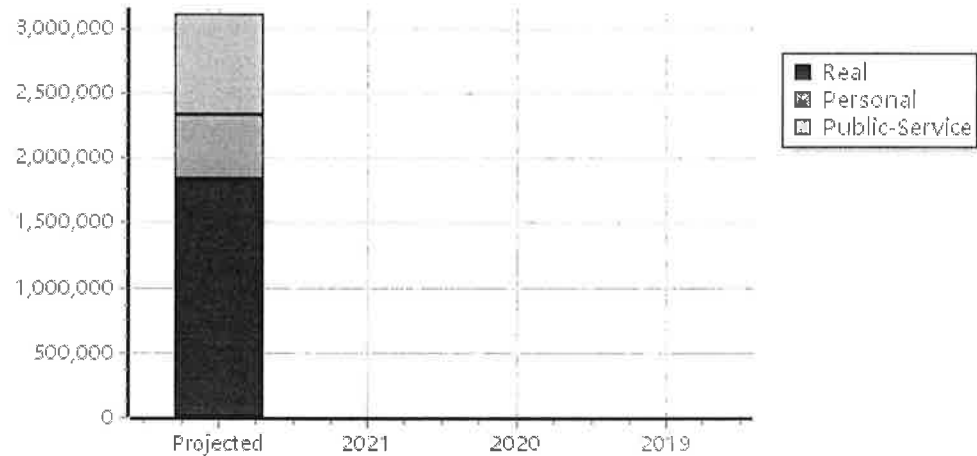
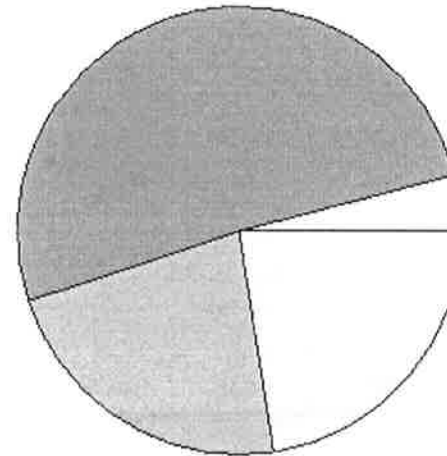
TIF Increment Value

Retained TIF Value

Net Assessed Value 3,106,507

Net Assessed Under Protest

* Public Service Protests Values are not included on this report.



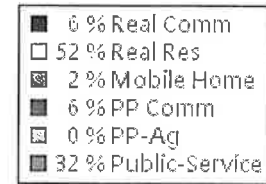
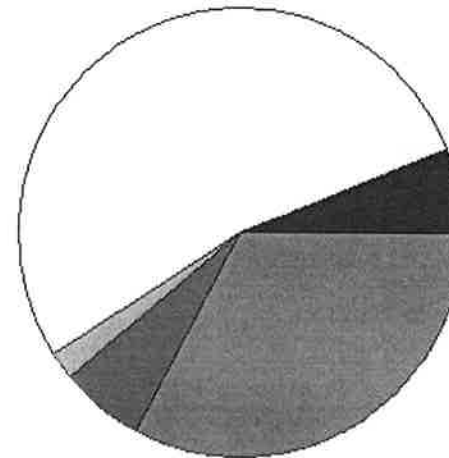
| Real | Count | Value |
|-------------------------|------------|----------------|
| Agricultural | 0 | 0 |
| Commercial | 24 | 104,834 |
| Residential | 293 | 782,827 |
| Total Real Value | 317 | 887,661 |
| Homestead | 76 | 83,319 |
| Veteran | 3 | 18,055 |
| Other | 0 | 0 |
| Total Exempt | 89 | 101,374 |

TIF Increment Value

Net Assessed 786,287

Net Assessed Under Protest

| | | |
|----------------|-----|---------|
| Senior Freeze | 12 | 19,895 |
| Capped Parcels | 194 | 310,849 |


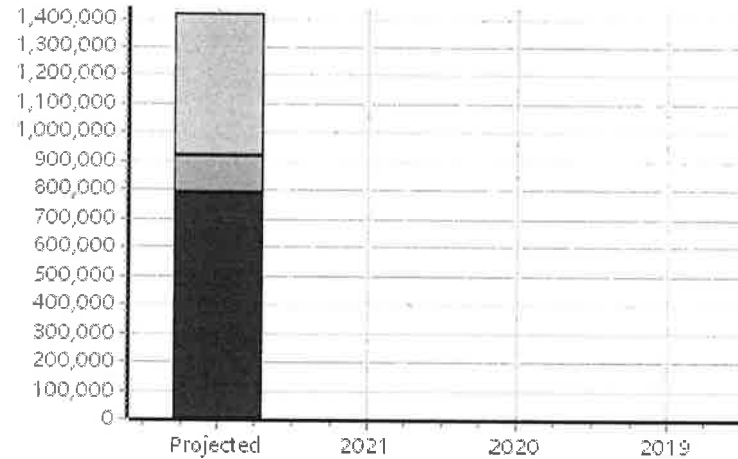


| Personal | Count | Value |
|-----------------------|-----------|----------------|
| Agricultural | 6 | 7,183 |
| Commercial | 25 | 105,138 |
| Mobile Home | 9 | 17,535 |
| Total Personal | 40 | 129,856 |
| Total Exempt | 0 | 0 |

TIF Increment Value

Net Assessed 129,856

Net Assessed Under Protest



| Public Service | Count | Value |
|-----------------------|----------|----------------|
| Total PS Value | 8 | 500,205 |

TIF Increment Value

Net Assessed 500,205

District Totals

Total Gross Value 1,517,722

Homestead Loss 83,319

Other Exemption Loss 18,055

TIF Increment Value

Retained TIF Value

Net Assessed Value 1,416,348

Net Assessed Under Protest

* Public Service Protests Values are not included on this report.

| Real | Count | Value |
|-------------------------|---------------|--------------------|
| Agricultural | 4,454 | 28,112,240 |
| Commercial | 1,465 | 49,944,434 |
| Residential | 17,176 | 150,923,241 |
| Total Real Value | 23,095 | 228,979,915 |
| Homestead | 6,501 | 6,996,038 |
| Veteran | 354 | 4,130,579 |
| Other | 0 | 0 |
| Total Exempt | 7,375 | 11,126,617 |

TIF Increment Value

Net Assessed 217,853,298

Net Assessed Under Protest

| | | |
|----------------|-------|------------|
| Senior Freeze | 834 | 3,086,091 |
| Capped Parcels | 9,651 | 32,063,259 |

| Personal | Count | Value |
|-----------------------|--------------|-------------------|
| Agricultural | 1,205 | 2,515,507 |
| Commercial | 1,581 | 66,303,294 |
| Mobile Home | 393 | 828,095 |
| Total Personal | 3,179 | 69,646,896 |
| Total Exempt | 196 | 2,870,189 |

TIF Increment Value

Net Assessed 66,776,707

Net Assessed Under Protest

| Public Service | Count | Value |
|-----------------------|------------|-------------------|
| Total PS Value | 206 | 68,091,569 |

TIF Increment Value

Net Assessed 68,091,569

District Totals

| | |
|----------------------|-------------|
| Total Gross Value | 366,718,380 |
| Homestead Loss | 6,996,038 |
| Other Exemption Loss | 7,000,768 |

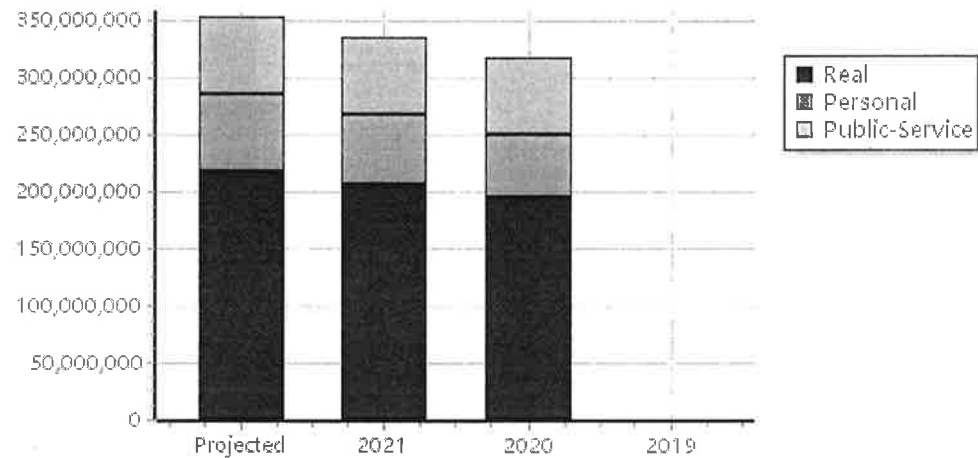
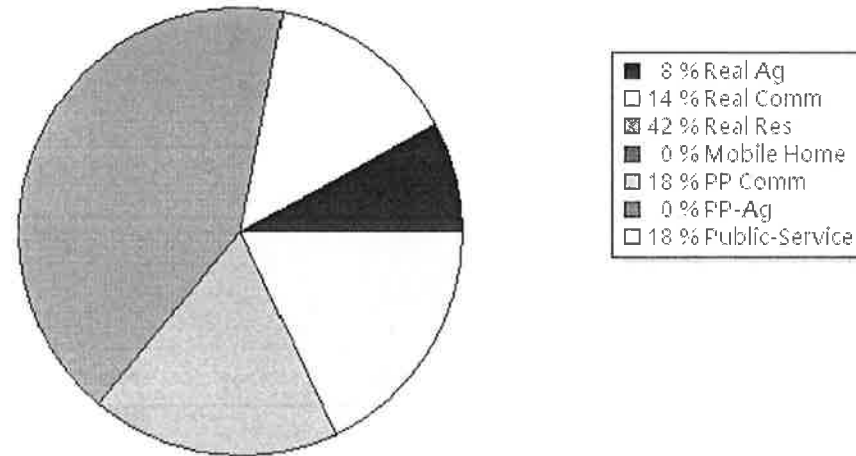
TIF Increment Value

Retained TIF Value

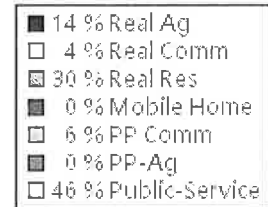
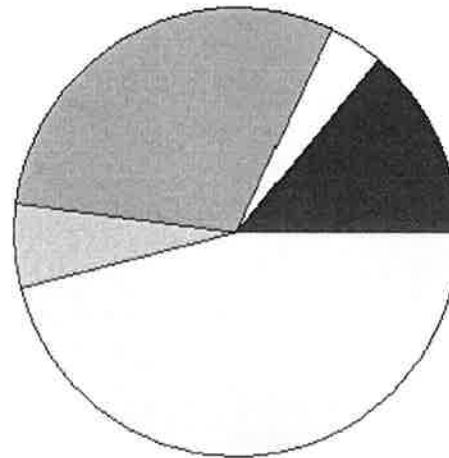
Net Assessed Value 352,721,574

Net Assessed Under Protest

* Public Service Protests Values are not included on this report.



| Real | Count | Value |
|-------------------------|--------------|------------------|
| Agricultural | 395 | 1,950,734 |
| Commercial | 63 | 710,979 |
| Residential | 980 | 4,221,997 |
| Total Real Value | 1,438 | 6,883,710 |
| Homestead | 299 | 324,006 |
| Veteran | 28 | 234,249 |
| Other | 0 | 0 |
| Total Exempt | 355 | 558,255 |



TIF Increment Value

Net Assessed 6,325,455

Net Assessed Under Protest

| | | |
|----------------|-----|-----------|
| Senior Freeze | 50 | 120,588 |
| Capped Parcels | 573 | 1,234,524 |

| Personal | Count | Value |
|-----------------------|------------|----------------|
| Agricultural | 88 | 130,803 |
| Commercial | 71 | 745,294 |
| Mobile Home | 17 | 34,324 |
| Total Personal | 176 | 910,421 |
| Total Exempt | 12 | 4,200 |

TIF Increment Value

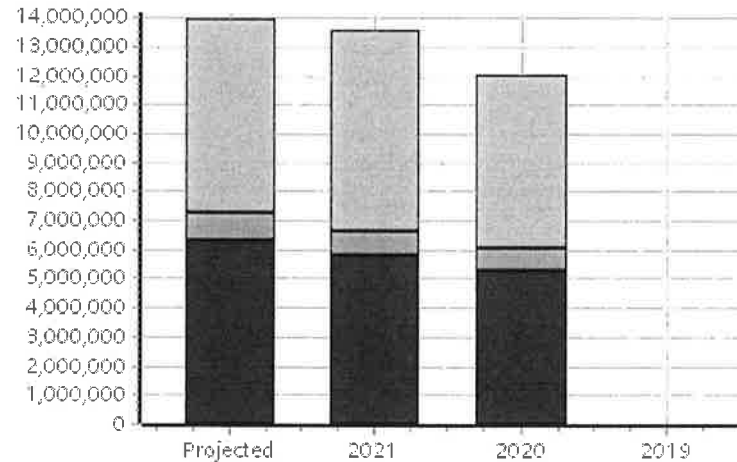
Net Assessed 906,221

Net Assessed Under Protest

| Public Service | Count | Value |
|-----------------------|-----------|------------------|
| Total PS Value | 23 | 6,712,602 |

TIF Increment Value

Net Assessed 6,712,602



District Totals

| | |
|----------------------|------------|
| Total Gross Value | 14,506,733 |
| Homestead Loss | 324,006 |
| Other Exemption Loss | 238,449 |

TIF Increment Value

Retained TIF Value

Net Assessed Value 13,944,278

Net Assessed Under Protest

* Public Service Protests Values are not included on this report.

| Real | Count | Value |
|-------------------------|--------------|-------------------|
| Agricultural | 916 | 5,361,739 |
| Commercial | 173 | 5,676,823 |
| Residential | 4,264 | 41,990,150 |
| Total Real Value | 5,353 | 53,028,712 |
| Homestead | 1,742 | 1,868,386 |
| Veteran | 130 | 1,651,220 |
| Other | 0 | 0 |
| Total Exempt | 2,002 | 3,519,606 |

TIF Increment Value

Net Assessed 49,509,106

Net Assessed Under Protest

| | | |
|----------------|-------|-----------|
| Senior Freeze | 214 | 747,925 |
| Capped Parcels | 2,044 | 6,900,923 |

| Personal | Count | Value |
|-----------------------|------------|------------------|
| Agricultural | 279 | 665,019 |
| Commercial | 255 | 8,561,866 |
| Mobile Home | 127 | 340,167 |
| Total Personal | 661 | 9,567,052 |
| Total Exempt | 38 | 386,978 |

TIF Increment Value

Net Assessed 9,180,074

Net Assessed Under Protest

| Public Service | Count | Value |
|-----------------------|-----------|-------------------|
| Total PS Value | 39 | 16,219,382 |

TIF Increment Value

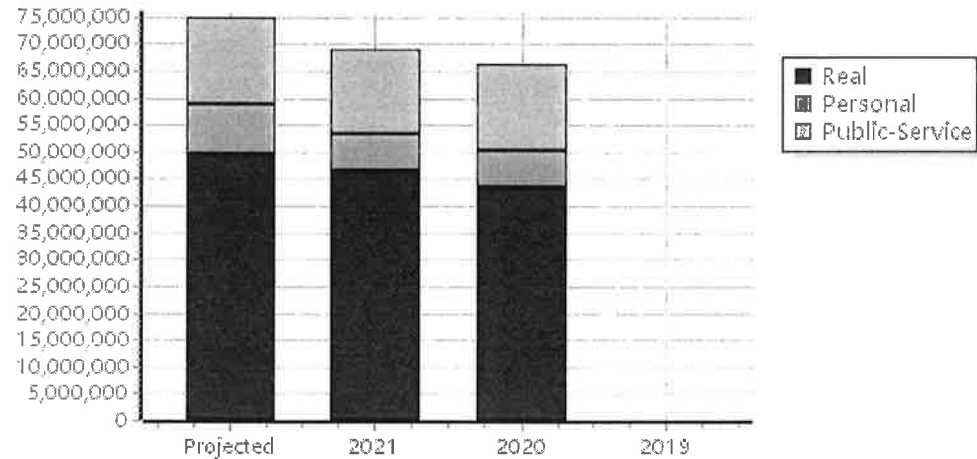
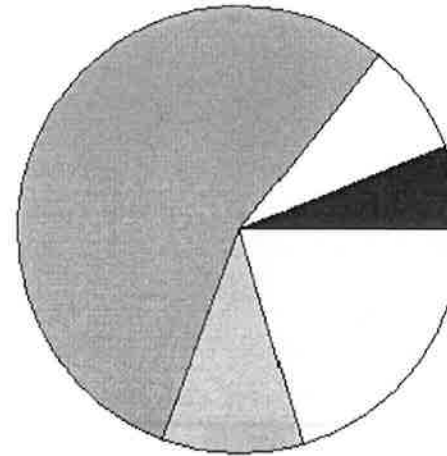
Net Assessed 16,219,382

District Totals

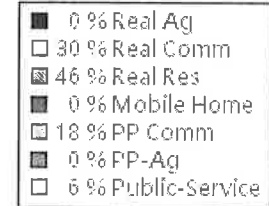
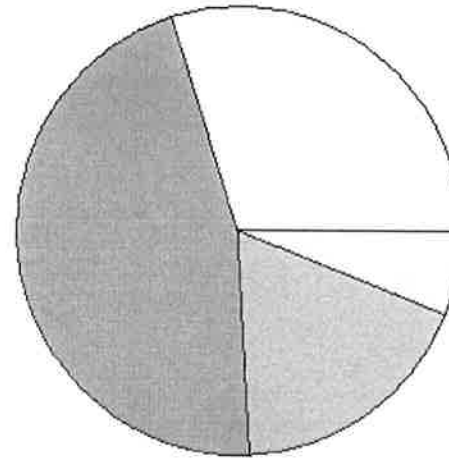
| | |
|----------------------------|-------------------|
| Total Gross Value | 78,815,146 |
| Homestead Loss | 1,868,386 |
| Other Exemption Loss | 2,038,198 |
| TIF Increment Value | |
| Retained TIF Value | |
| Net Assessed Value | 74,908,562 |

Net Assessed Under Protest

* Public Service Protests Values are not included on this report.



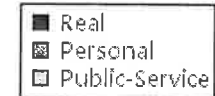
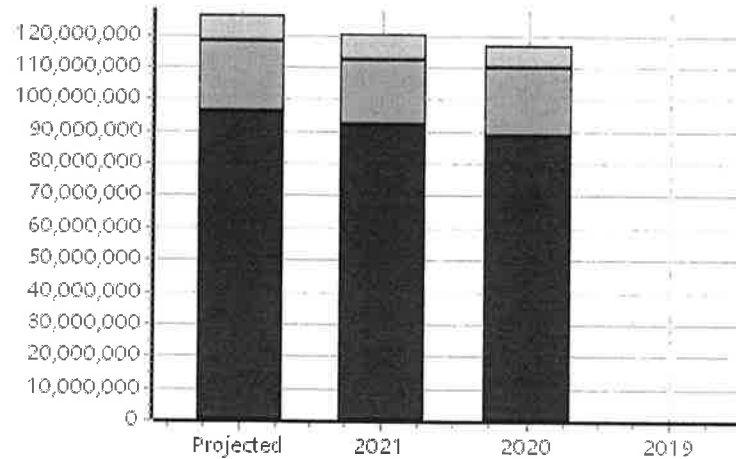
| Real | Count | Value |
|-------------------------|--------------|-------------------|
| Agricultural | 35 | 930,754 |
| Commercial | 996 | 38,225,308 |
| Residential | 5,996 | 59,586,631 |
| Total Real Value | 7,027 | 98,742,693 |
| Homestead | 1,759 | 1,917,904 |
| Veteran | 50 | 679,338 |
| Other | 0 | 0 |
| Total Exempt | 1,973 | 2,597,242 |



| TIF Increment Value | | |
|-----------------------------------|-------|-------------------|
| Net Assessed | | 96,145,451 |
| Net Assessed Under Protest | | |
| Senior Freeze | 235 | 789,880 |
| Capped Parcels | 3,107 | 12,912,703 |

| Personal | Count | Value |
|-----------------------|------------|-------------------|
| Agricultural | 15 | 92,946 |
| Commercial | 874 | 24,040,578 |
| Mobile Home | 23 | 8,550 |
| Total Personal | 912 | 24,142,074 |
| Total Exempt | 11 | 2,166,941 |

| TIF Increment Value | | |
|-----------------------------------|--|-------------------|
| Net Assessed | | 21,975,133 |
| Net Assessed Under Protest | | |



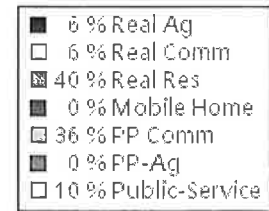
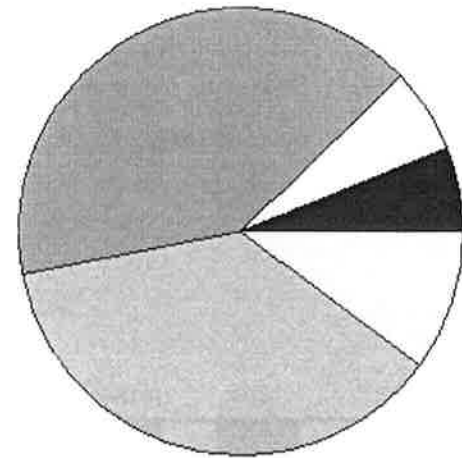
| Public Service | Count | Value |
|----------------------------|-----------|------------------|
| Total PS Value | 35 | 7,923,798 |
| TIF Increment Value | | |
| Net Assessed | | 7,923,798 |

| District Totals | |
|----------------------------|--------------------|
| Total Gross Value | 130,808,565 |
| Homestead Loss | 1,917,904 |
| Other Exemption Loss | 2,846,279 |
| TIF Increment Value | |
| Retained TIF Value | |
| Net Assessed Value | 126,044,382 |

Net Assessed Under Protest

* Public Service Protests Values are not included on this report.

| Real | Count | Value |
|-------------------------|--------------|-------------------|
| Agricultural | 349 | 3,089,087 |
| Commercial | 74 | 3,332,426 |
| Residential | 1,696 | 19,357,160 |
| Total Real Value | 2,119 | 25,778,673 |
| Homestead | 743 | 796,986 |
| Veteran | 50 | 613,627 |
| Other | 0 | 0 |
| Total Exempt | 850 | 1,410,613 |



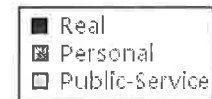
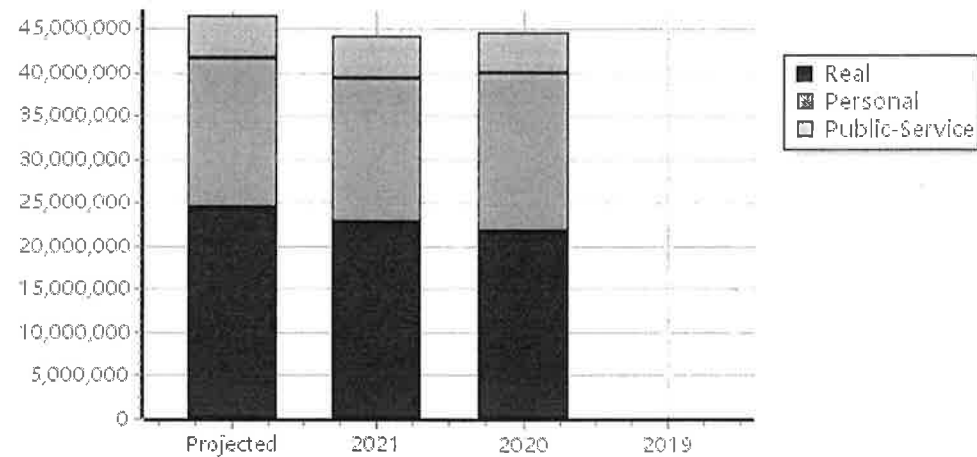
TIF Increment Value

Net Assessed **24,368,060**

Net Assessed Under Protest

| | | |
|----------------|-----|-----------|
| Senior Freeze | 105 | 480,318 |
| Capped Parcels | 866 | 3,272,418 |

| Personal | Count | Value |
|-----------------------|------------|-------------------|
| Agricultural | 131 | 213,379 |
| Commercial | 102 | 16,987,474 |
| Mobile Home | 95 | 115,342 |
| Total Personal | 328 | 17,316,195 |
| Total Exempt | 22 | 6,200 |



TIF Increment Value

Net Assessed **17,309,995**

Net Assessed Under Protest

| Public Service | Count | Value |
|-----------------------|-----------|------------------|
| Total PS Value | 21 | 4,872,779 |

TIF Increment Value

Net Assessed **4,872,779**

| District Totals | |
|-----------------------------------|-------------------|
| Total Gross Value | 47,967,647 |
| Homestead Loss | 796,986 |
| Other Exemption Loss | 619,827 |
| TIF Increment Value | |
| Retained TIF Value | |
| Net Assessed Value | 46,550,834 |
| Net Assessed Under Protest | |

* Public Service Protests Values are not included on this report.

| Real | Count | Value |
|-------------------------|--------------|-------------------|
| Agricultural | 905 | 5,787,455 |
| Commercial | 74 | 817,641 |
| Residential | 1,404 | 8,033,186 |
| Total Real Value | 2,383 | 14,638,282 |
| Homestead | 630 | 668,546 |
| Veteran | 32 | 273,680 |
| Other | 0 | 0 |
| Total Exempt | 706 | 942,226 |

TIF Increment Value

Net Assessed 13,696,056

Net Assessed Under Protest

| | | |
|----------------|-----|-----------|
| Senior Freeze | 77 | 311,908 |
| Capped Parcels | 988 | 2,314,980 |

| Personal | Count | Value |
|-----------------------|------------|------------------|
| Agricultural | 244 | 460,043 |
| Commercial | 119 | 2,175,062 |
| Mobile Home | 52 | 100,244 |
| Total Personal | 415 | 2,735,349 |
| Total Exempt | 42 | 8,400 |

TIF Increment Value

Net Assessed 2,726,949

Net Assessed Under Protest

| Public Service | Count | Value |
|-----------------------|-----------|-------------------|
| Total PS Value | 32 | 23,551,362 |

TIF Increment Value

Net Assessed 23,551,362

District Totals

| | |
|----------------------|------------|
| Total Gross Value | 40,924,993 |
| Homestead Loss | 668,546 |
| Other Exemption Loss | 282,080 |

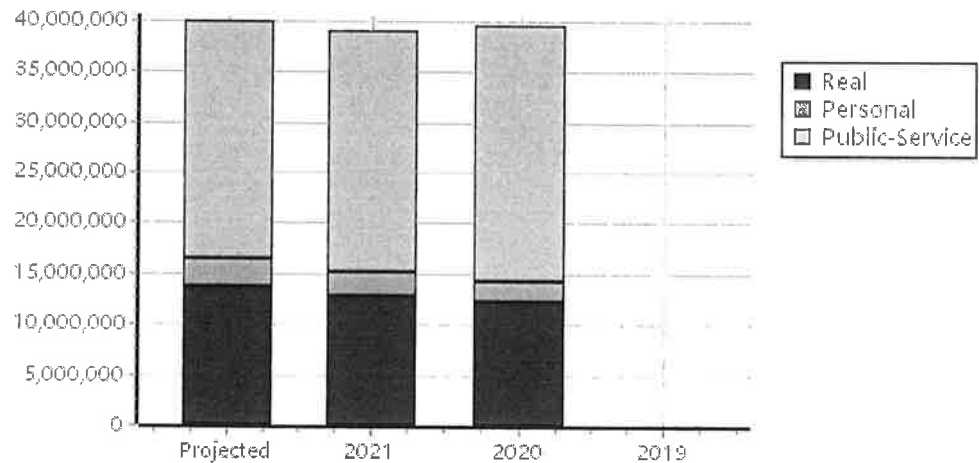
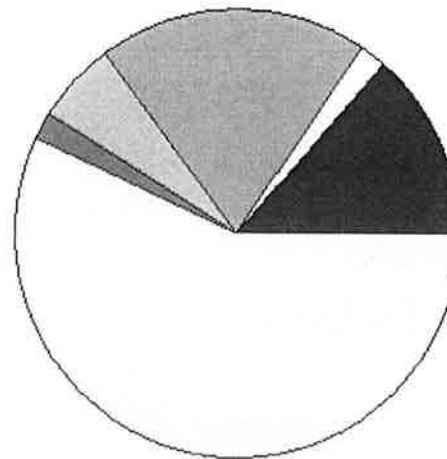
TIF Increment Value

Retained TIF Value

Net Assessed Value 39,974,367

Net Assessed Under Protest

* Public Service Protests Values are not included on this report.



| Real | Count | Value |
|-------------------------|--------------|------------------|
| Agricultural | 608 | 3,416,596 |
| Commercial | 58 | 826,623 |
| Residential | 794 | 4,072,253 |
| Total Real Value | 1,460 | 8,315,472 |
| Homestead | 327 | 348,297 |
| Veteran | 11 | 92,745 |
| Other | 0 | 0 |
| Total Exempt | 362 | 441,042 |

TIF Increment Value

Net Assessed 7,874,430

Net Assessed Under Protest

| | | |
|----------------|-----|-----------|
| Senior Freeze | 35 | 100,122 |
| Capped Parcels | 525 | 1,372,034 |

| Personal | Count | Value |
|-----------------------|------------|-------------------|
| Agricultural | 108 | 256,816 |
| Commercial | 73 | 12,908,326 |
| Mobile Home | 26 | 90,293 |
| Total Personal | 207 | 13,255,435 |
| Total Exempt | 17 | 286,805 |

TIF Increment Value

Net Assessed 12,968,630

Net Assessed Under Protest

| Public Service | Count | Value |
|-----------------------|-----------|------------------|
| Total PS Value | 23 | 4,314,911 |

TIF Increment Value

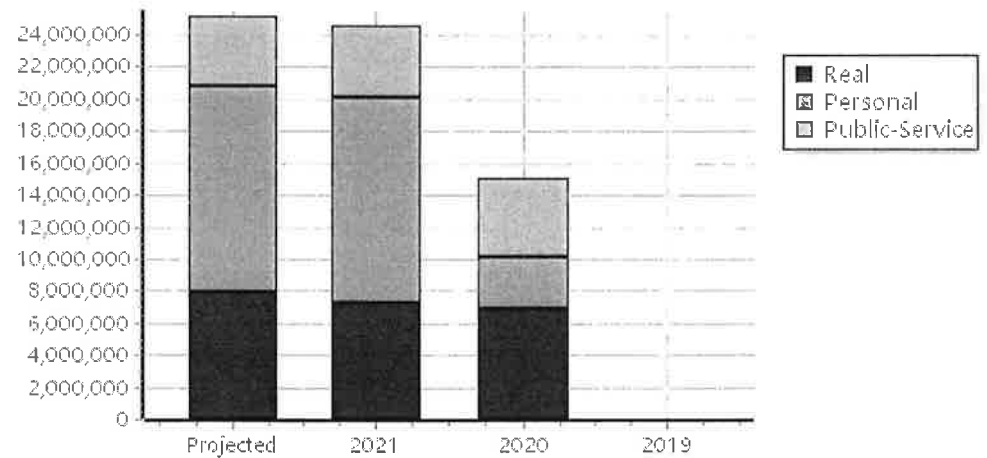
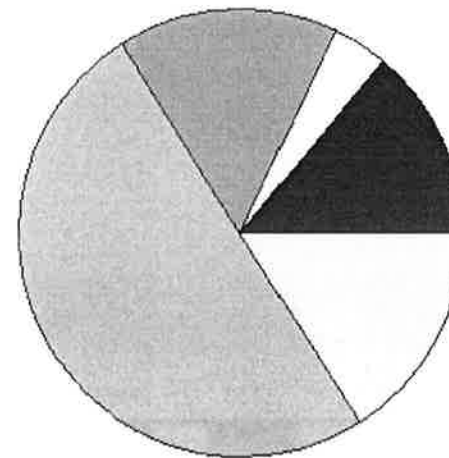
Net Assessed 4,314,911

District Totals

| | |
|----------------------------|-------------------|
| Total Gross Value | 25,885,818 |
| Homestead Loss | 348,297 |
| Other Exemption Loss | 379,550 |
| TIF Increment Value | |
| Retained TIF Value | |
| Net Assessed Value | 25,157,971 |

Net Assessed Under Protest

* Public Service Protests Values are not included on this report.



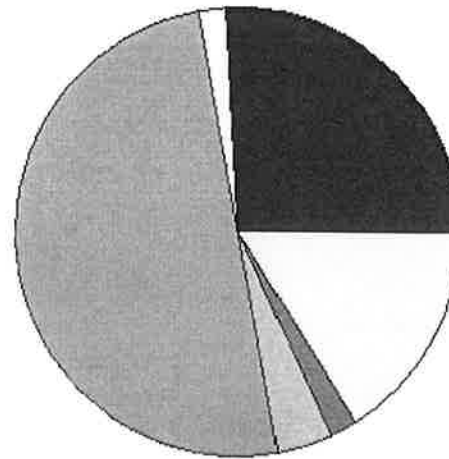
| Real | Count | Value |
|-------------------------|--------------|-------------------|
| Agricultural | 1,078 | 6,761,635 |
| Commercial | 26 | 351,274 |
| Residential | 1,814 | 13,077,206 |
| Total Real Value | 2,918 | 20,190,115 |
| Homestead | 932 | 1,001,216 |
| Veteran | 53 | 585,720 |
| Other | 0 | 0 |
| Total Exempt | 1,056 | 1,586,936 |

TIF Increment Value

Net Assessed 18,603,179

Net Assessed Under Protest

| | | |
|----------------|-------|-----------|
| Senior Freeze | 115 | 499,524 |
| Capped Parcels | 1,379 | 3,718,572 |

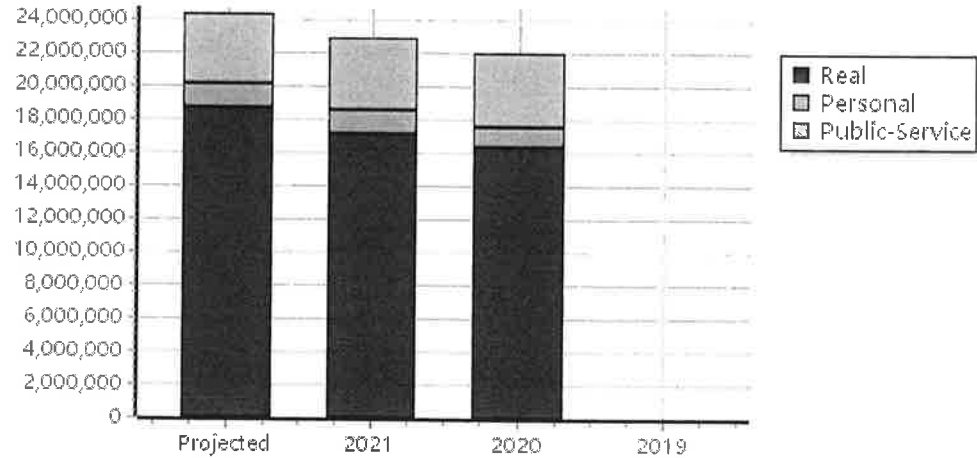


| Personal | Count | Value |
|-----------------------|------------|------------------|
| Agricultural | 307 | 625,890 |
| Commercial | 74 | 785,641 |
| Mobile Home | 49 | 102,088 |
| Total Personal | 430 | 1,513,619 |
| Total Exempt | 48 | 9,465 |

TIF Increment Value

Net Assessed 1,504,154

Net Assessed Under Protest



| Public Service | Count | Value |
|-----------------------|-----------|------------------|
| Total PS Value | 20 | 4,196,504 |

TIF Increment Value

Net Assessed 4,196,504

| District Totals | |
|-----------------------------------|-------------------|
| Total Gross Value | 25,900,238 |
| Homestead Loss | 1,001,216 |
| Other Exemption Loss | 595,185 |
| TIF Increment Value | |
| Retained TIF Value | |
| Net Assessed Value | 24,303,837 |
| Net Assessed Under Protest | |

* Public Service Protests Values are not included on this report.

| Real | Count | Value |
|-------------------------|-----------|----------------|
| Agricultural | 21 | 214,074 |
| Commercial | 0 | 0 |
| Residential | 15 | 70,817 |
| Total Real Value | 36 | 284,891 |
| Homestead | 5 | 5,000 |
| Veteran | 0 | 0 |
| Other | 0 | 0 |
| Total Exempt | 5 | 5,000 |

TIF Increment Value

Net Assessed 279,891

Net Assessed Under Protest

| | | |
|----------------|---|--------|
| Senior Freeze | 0 | 0 |
| Capped Parcels | 6 | 29,734 |

| Personal | Count | Value |
|-----------------------|-----------|---------------|
| Agricultural | 3 | 12,342 |
| Commercial | 5 | 60,384 |
| Mobile Home | 2 | 25,470 |
| Total Personal | 10 | 98,196 |
| Total Exempt | 1 | 200 |

TIF Increment Value

Net Assessed 97,996

Net Assessed Under Protest

| Public Service | Count | Value |
|-----------------------|----------|---------------|
| Total PS Value | 5 | 49,746 |

TIF Increment Value

Net Assessed 49,746

District Totals

| | |
|----------------------|---------|
| Total Gross Value | 432,833 |
| Homestead Loss | 5,000 |
| Other Exemption Loss | 200 |

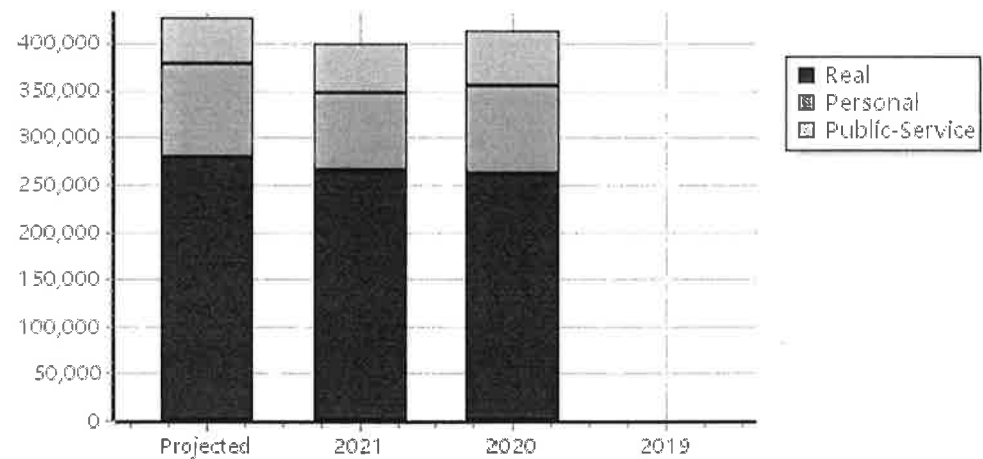
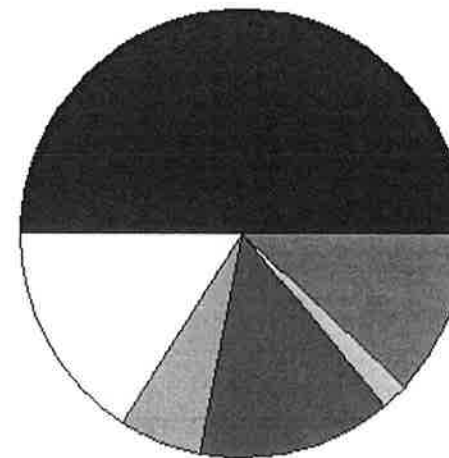
TIF Increment Value

Retained TIF Value

Net Assessed Value 427,633

Net Assessed Under Protest

* Public Service Protests Values are not included on this report.



| Real | Count | Value |
|-------------------------|-----------|----------------|
| Agricultural | 20 | 81,232 |
| Commercial | 0 | 0 |
| Residential | 13 | 84,981 |
| Total Real Value | 33 | 166,213 |
| Homestead | 10 | 10,000 |
| Veteran | 0 | 0 |
| Other | 0 | 0 |
| Total Exempt | 10 | 10,000 |

TIF Increment Value
Net Assessed 156,213

Net Assessed Under Protest
 Senior Freeze 2 29,786
 Capped Parcels 14 44,358

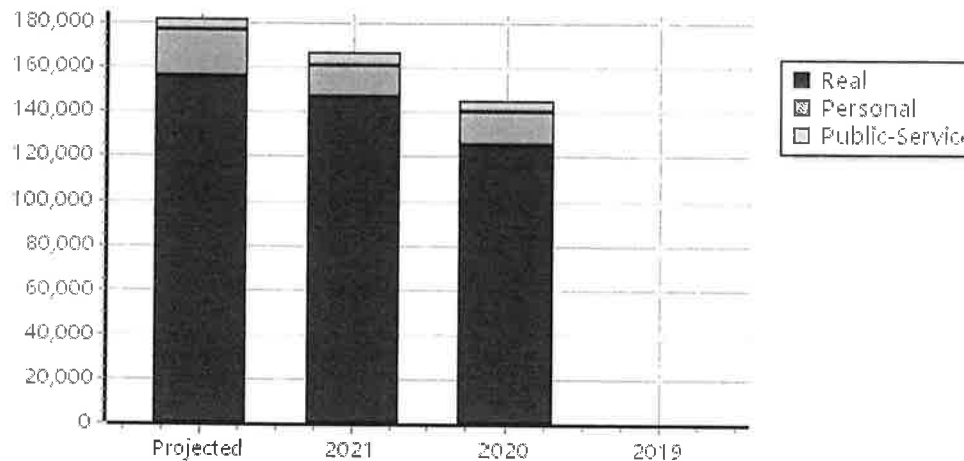
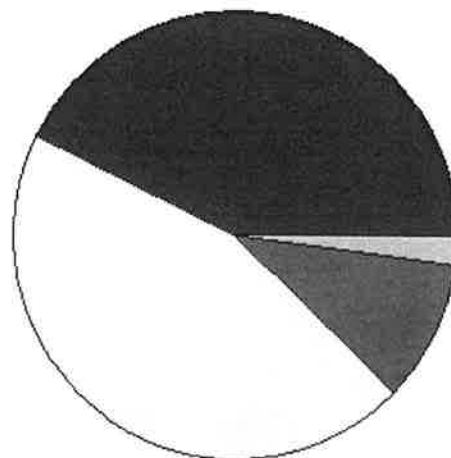
| Personal | Count | Value |
|-----------------------|-----------|---------------|
| Agricultural | 9 | 20,057 |
| Commercial | 2 | 1,245 |
| Mobile Home | 0 | 0 |
| Total Personal | 11 | 21,302 |
| Total Exempt | 2 | 400 |

TIF Increment Value
Net Assessed 20,902

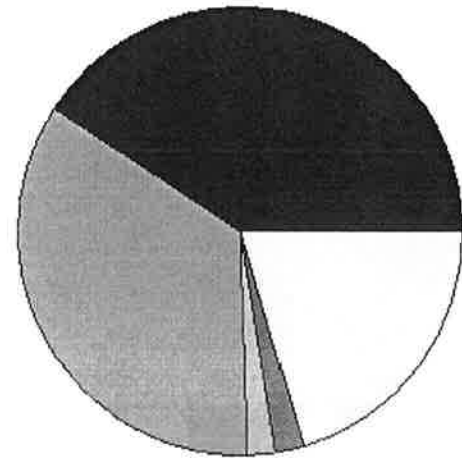
| Public Service | Count | Value |
|----------------------------|----------|--------------|
| Total PS Value | 2 | 4,748 |
| TIF Increment Value | | |
| Net Assessed | | 4,748 |

| District Totals | |
|-----------------------------------|----------------|
| Total Gross Value | 192,263 |
| Homestead Loss | 10,000 |
| Other Exemption Loss | 400 |
| TIF Increment Value | |
| Retained TIF Value | |
| Net Assessed Value | 181,863 |
| Net Assessed Under Protest | |

* Public Service Protests Values are not included on this report.



| Real | Count | Value |
|-------------------------|------------|----------------|
| Agricultural | 127 | 518,934 |
| Commercial | 1 | 3,360 |
| Residential | 200 | 428,860 |
| Total Real Value | 328 | 951,154 |
| Homestead | 54 | 55,697 |
| Veteran | 0 | 0 |
| Other | 0 | 0 |
| Total Exempt | 56 | 55,697 |



TIF Increment Value

Net Assessed 895,457

Net Assessed Under Protest

| | | |
|----------------|-----|---------|
| Senior Freeze | 1 | 6,040 |
| Capped Parcels | 149 | 263,013 |

| Personal | Count | Value |
|-----------------------|-----------|---------------|
| Agricultural | 21 | 38,212 |
| Commercial | 6 | 37,424 |
| Mobile Home | 2 | 11,617 |
| Total Personal | 29 | 87,253 |
| Total Exempt | 3 | 600 |

TIF Increment Value

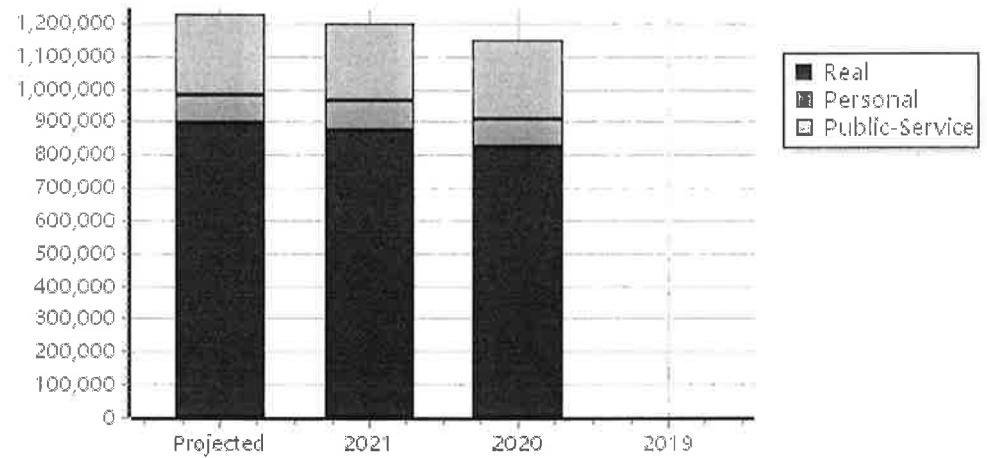
Net Assessed 86,653

Net Assessed Under Protest

| Public Service | Count | Value |
|-----------------------|----------|----------------|
| Total PS Value | 6 | 245,737 |

TIF Increment Value

Net Assessed 245,737

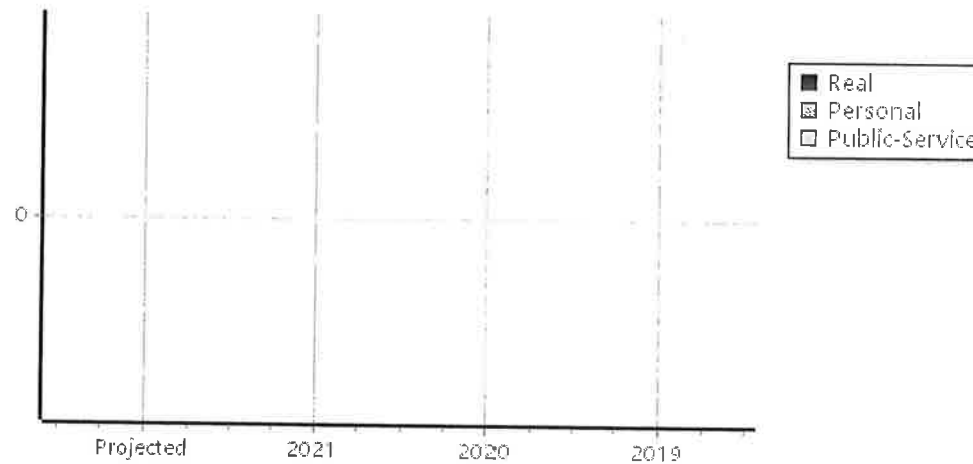


| District Totals | |
|-----------------------------------|------------------|
| Total Gross Value | 1,284,144 |
| Homestead Loss | 55,697 |
| Other Exemption Loss | 600 |
| TIF Increment Value | |
| Retained TIF Value | |
| Net Assessed Value | 1,227,847 |
| Net Assessed Under Protest | |

* Public Service Protests Values are not included on this report.

| Real | Count | Value |
|-----------------------------------|----------|----------|
| Agricultural | 0 | 0 |
| Commercial | 0 | 0 |
| Residential | 0 | 0 |
| Total Real Value | 0 | 0 |
| Homestead | 0 | 0 |
| Veteran | 0 | 0 |
| Other | 0 | 0 |
| Total Exempt | 0 | 0 |
| TIF Increment Value | | |
| Net Assessed | | 0 |
| Net Assessed Under Protest | | |
| Senior Freeze | 0 | 0 |
| Capped Parcels | 0 | 0 |

| Personal | Count | Value |
|-----------------------------------|--------------|--------------|
| Agricultural | 0 | 0 |
| Commercial | 0 | 0 |
| Mobile Home | 0 | 0 |
| Total Personal | 0 | 0 |
| Total Exempt | 0 | 0 |
| TIF Increment Value | | |
| Net Assessed | | 0 |
| Net Assessed Under Protest | | |
| Public Service | Count | Value |
| Total PS Value | 0 | 0 |
| TIF Increment Value | | |
| Net Assessed | | 0 |



| District Totals | |
|-----------------------------------|----------|
| Total Gross Value | 0 |
| Homestead Loss | 0 |
| Other Exemption Loss | 0 |
| TIF Increment Value | |
| Retained TIF Value | |
| Net Assessed Value | 0 |
| Net Assessed Under Protest | |

* Public Service Protests Values are not included on this report.

| Real | Count | Value |
|-------------------------|---------------|--------------------|
| Agricultural | 4,413 | 27,816,934 |
| Commercial | 1,465 | 49,944,434 |
| Residential | 17,148 | 150,767,443 |
| Total Real Value | 23,026 | 228,528,811 |

| | | |
|---------------------|--------------|-------------------|
| Homestead | 6,486 | 6,981,038 |
| Veteran | 354 | 4,130,579 |
| Other | 0 | 0 |
| Total Exempt | 7,360 | 11,111,617 |

TIF Increment Value

Net Assessed 217,417,194

Net Assessed Under Protest

| | | |
|----------------|-------|------------|
| Senior Freeze | 832 | 3,056,305 |
| Capped Parcels | 9,631 | 31,989,167 |

| Personal | Count | Value |
|-----------------------|--------------|-------------------|
| Agricultural | 1,193 | 2,483,108 |
| Commercial | 1,574 | 66,241,665 |
| Mobile Home | 391 | 802,625 |
| Total Personal | 3,158 | 69,527,398 |

Total Exempt 193 2,869,589

TIF Increment Value

Net Assessed 66,657,809

Net Assessed Under Protest

| Public Service | Count | Value |
|-----------------------|------------|-------------------|
| Total PS Value | 199 | 68,037,075 |

TIF Increment Value

Net Assessed 68,037,075

District Totals

| | |
|----------------------|-------------|
| Total Gross Value | 366,093,284 |
| Homestead Loss | 6,981,038 |
| Other Exemption Loss | 7,000,168 |

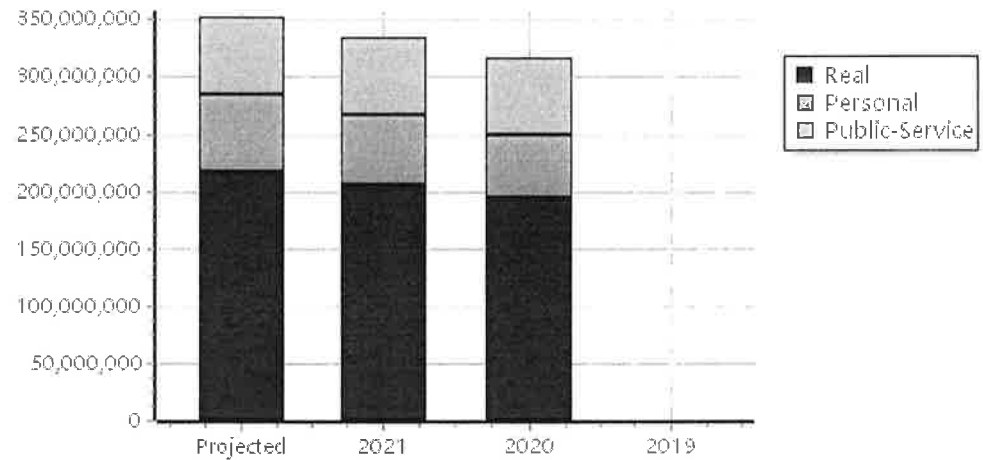
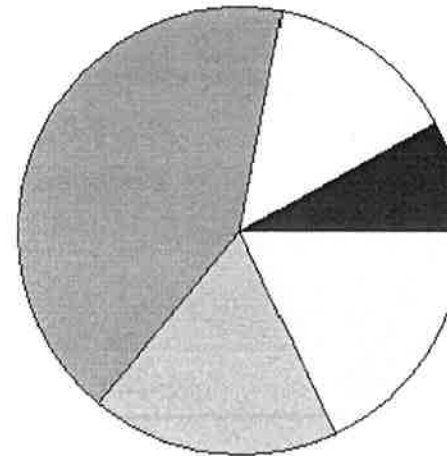
TIF Increment Value

Retained TIF Value

Net Assessed Value 352,112,078

Net Assessed Under Protest

* Public Service Protests Values are not included on this report.

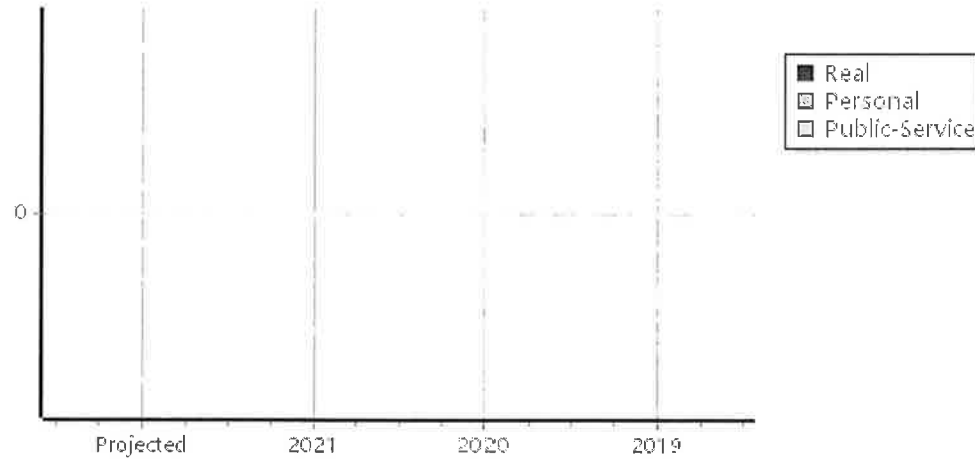


| Real | Count | Value |
|-----------------------------------|----------|----------|
| Agricultural | 0 | 0 |
| Commercial | 0 | 0 |
| Residential | 0 | 0 |
| Total Real Value | 0 | 0 |
| Homestead | 0 | 0 |
| Veteran | 0 | 0 |
| Other | 0 | 0 |
| Total Exempt | 0 | 0 |
| TIF Increment Value | | |
| Net Assessed | | 0 |
| Net Assessed Under Protest | | |
| Senior Freeze | 0 | 0 |
| Capped Parcels | 0 | 0 |

| Personal | Count | Value |
|-----------------------------------|--------------|--------------|
| Agricultural | 0 | 0 |
| Commercial | 0 | 0 |
| Mobile Home | 0 | 0 |
| Total Personal | 0 | 0 |
| Total Exempt | 0 | 0 |
| TIF Increment Value | | |
| Net Assessed | | 0 |
| Net Assessed Under Protest | | |
| Public Service | Count | Value |
| Total PS Value | 0 | 0 |
| TIF Increment Value | | |
| Net Assessed | | 0 |

| District Totals | |
|-----------------------------------|----------|
| Total Gross Value | 0 |
| Homestead Loss | 0 |
| Other Exemption Loss | 0 |
| TIF Increment Value | |
| Retained TIF Value | |
| Net Assessed Value | 0 |
| Net Assessed Under Protest | |

* Public Service Protests Values are not included on this report.

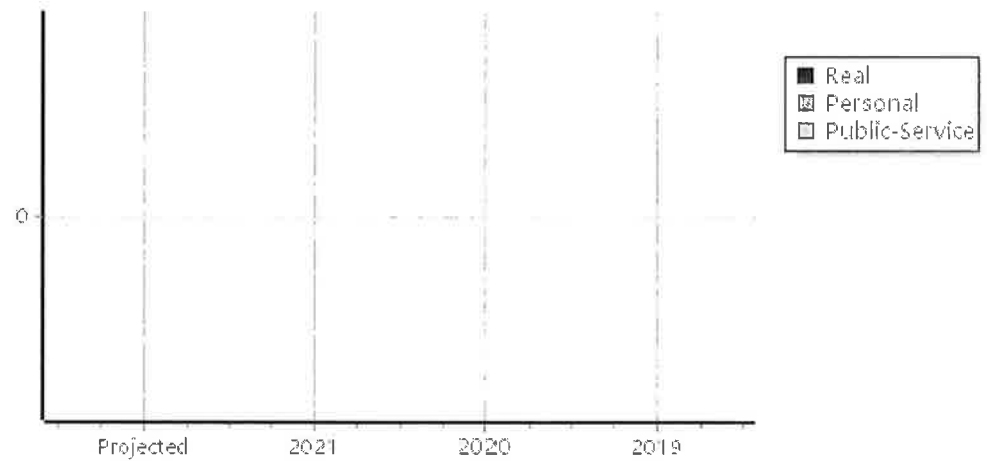


| Real | Count | Value |
|-----------------------------------|----------|----------|
| Agricultural | 0 | 0 |
| Commercial | 0 | 0 |
| Residential | 0 | 0 |
| Total Real Value | 0 | 0 |
| Homestead | 0 | 0 |
| Veteran | 0 | 0 |
| Other | 0 | 0 |
| Total Exempt | 0 | 0 |
| TIF Increment Value | | |
| Net Assessed | | 0 |
| Net Assessed Under Protest | | |
| Senior Freeze | 0 | 0 |
| Capped Parcels | 0 | 0 |

| Personal | Count | Value |
|-----------------------------------|--------------|--------------|
| Agricultural | 0 | 0 |
| Commercial | 0 | 0 |
| Mobile Home | 0 | 0 |
| Total Personal | 0 | 0 |
| Total Exempt | 0 | 0 |
| TIF Increment Value | | |
| Net Assessed | | 0 |
| Net Assessed Under Protest | | |
| Public Service | Count | Value |
| Total PS Value | 0 | 0 |
| TIF Increment Value | | |
| Net Assessed | | 0 |

| District Totals | |
|-----------------------------------|----------|
| Total Gross Value | 0 |
| Homestead Loss | 0 |
| Other Exemption Loss | 0 |
| TIF Increment Value | |
| Retained TIF Value | |
| Net Assessed Value | 0 |
| Net Assessed Under Protest | |

* Public Service Protests Values are not included on this report.



| Real | Count | Value |
|-------------------------|-----------|----------------|
| Agricultural | 21 | 214,074 |
| Commercial | 0 | 0 |
| Residential | 15 | 70,817 |
| Total Real Value | 36 | 284,891 |
| Homestead | 5 | 5,000 |
| Veteran | 0 | 0 |
| Other | 0 | 0 |
| Total Exempt | 5 | 5,000 |

TIF Increment Value

Net Assessed 279,891

Net Assessed Under Protest

| | | |
|----------------|---|--------|
| Senior Freeze | 0 | 0 |
| Capped Parcels | 6 | 29,734 |

| Personal | Count | Value |
|-----------------------|-----------|---------------|
| Agricultural | 3 | 12,342 |
| Commercial | 5 | 60,384 |
| Mobile Home | 2 | 25,470 |
| Total Personal | 10 | 98,196 |
| Total Exempt | 1 | 200 |

TIF Increment Value

Net Assessed 97,996

Net Assessed Under Protest

| Public Service | Count | Value |
|-----------------------|----------|---------------|
| Total PS Value | 5 | 49,746 |

TIF Increment Value

Net Assessed 49,746

District Totals

| | |
|----------------------|---------|
| Total Gross Value | 432,833 |
| Homestead Loss | 5,000 |
| Other Exemption Loss | 200 |

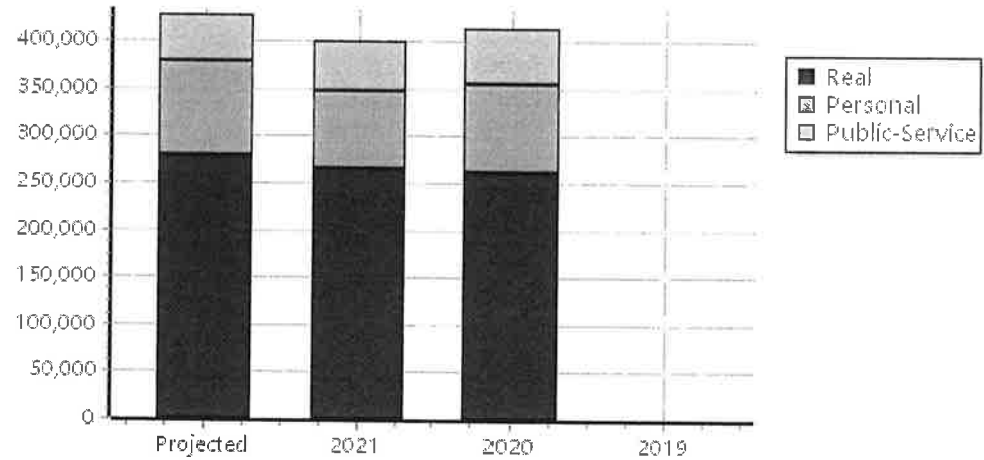
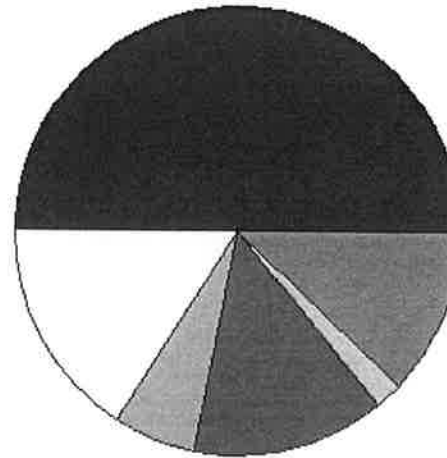
TIF Increment Value

Retained TIF Value

Net Assessed Value 427,633

Net Assessed Under Protest

* Public Service Protests Values are not included on this report.



| Real | Count | Value |
|-------------------------|-----------|----------------|
| Agricultural | 20 | 81,232 |
| Commercial | 0 | 0 |
| Residential | 13 | 84,981 |
| Total Real Value | 33 | 166,213 |
| Homestead | 10 | 10,000 |
| Veteran | 0 | 0 |
| Other | 0 | 0 |
| Total Exempt | 10 | 10,000 |

TIF Increment Value

Net Assessed 156,213

Net Assessed Under Protest

| | | |
|----------------|----|--------|
| Senior Freeze | 2 | 29,786 |
| Capped Parcels | 14 | 44,358 |

| Personal | Count | Value |
|-----------------------|-----------|---------------|
| Agricultural | 9 | 20,057 |
| Commercial | 2 | 1,245 |
| Mobile Home | 0 | 0 |
| Total Personal | 11 | 21,302 |
| Total Exempt | 2 | 400 |

TIF Increment Value

Net Assessed 20,902

Net Assessed Under Protest

| Public Service | Count | Value |
|-----------------------|----------|--------------|
| Total PS Value | 2 | 4,748 |

TIF Increment Value

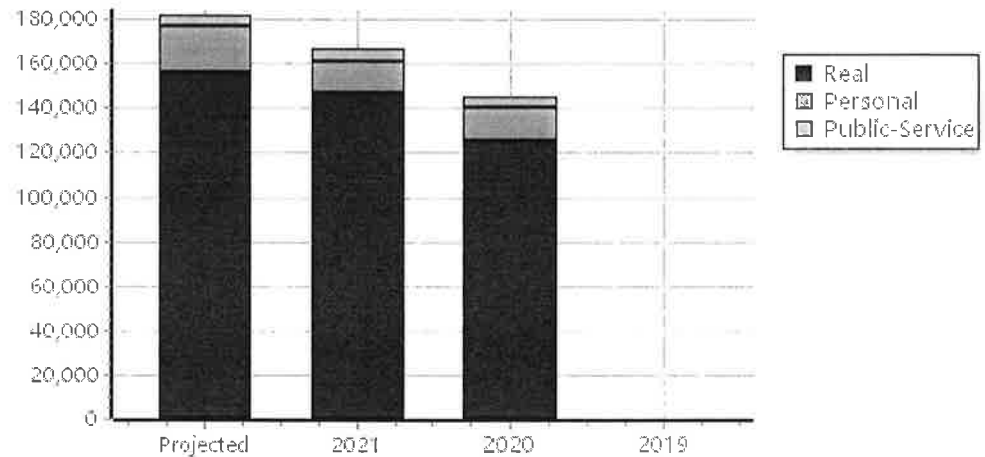
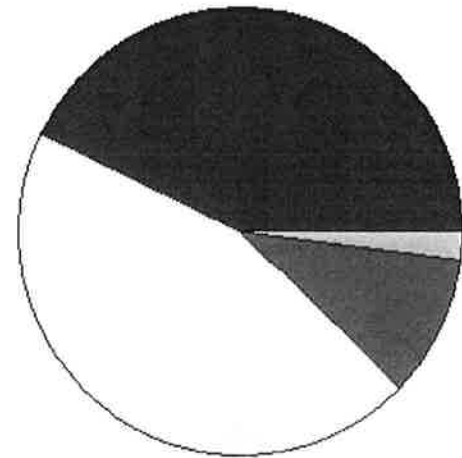
Net Assessed 4,748

District Totals

| | |
|----------------------------|----------------|
| Total Gross Value | 192,263 |
| Homestead Loss | 10,000 |
| Other Exemption Loss | 400 |
| TIF Increment Value | |
| Retained TIF Value | |
| Net Assessed Value | 181,863 |

Net Assessed Under Protest

* Public Service Protests Values are not included on this report.



| Real | Count | Value |
|-----------------------------------|----------|----------|
| Agricultural | 0 | 0 |
| Commercial | 0 | 0 |
| Residential | 0 | 0 |
| Total Real Value | 0 | 0 |
| Homestead | 0 | 0 |
| Veteran | 0 | 0 |
| Other | 0 | 0 |
| Total Exempt | 0 | 0 |
| TIF Increment Value | | |
| Net Assessed | | 0 |
| Net Assessed Under Protest | | |
| Senior Freeze | 0 | 0 |
| Capped Parcels | 0 | 0 |

| Personal | Count | Value |
|-----------------------------------|----------|----------|
| Agricultural | 0 | 0 |
| Commercial | 0 | 0 |
| Mobile Home | 0 | 0 |
| Total Personal | 0 | 0 |
| Total Exempt | 0 | 0 |
| TIF Increment Value | | |
| Net Assessed | | 0 |
| Net Assessed Under Protest | | |

| Public Service | Count | Value |
|----------------------------|----------|----------|
| Total PS Value | 0 | 0 |
| TIF Increment Value | | |
| Net Assessed | | 0 |

| District Totals | |
|-----------------------------------|----------|
| Total Gross Value | 0 |
| Homestead Loss | 0 |
| Other Exemption Loss | 0 |
| TIF Increment Value | |
| Retained TIF Value | |
| Net Assessed Value | 0 |
| Net Assessed Under Protest | |

* Public Service Protests Values are not included on this report.

